

ALICE IN LEE COUNTY



2023 Point-in-Time Data

Population: 67,059 • **Number of Households:** 24,659

Median Household Income: \$60,140 (state: \$70,804)

Labor Force Participation Rate: 59.9% (state: 63.2%)

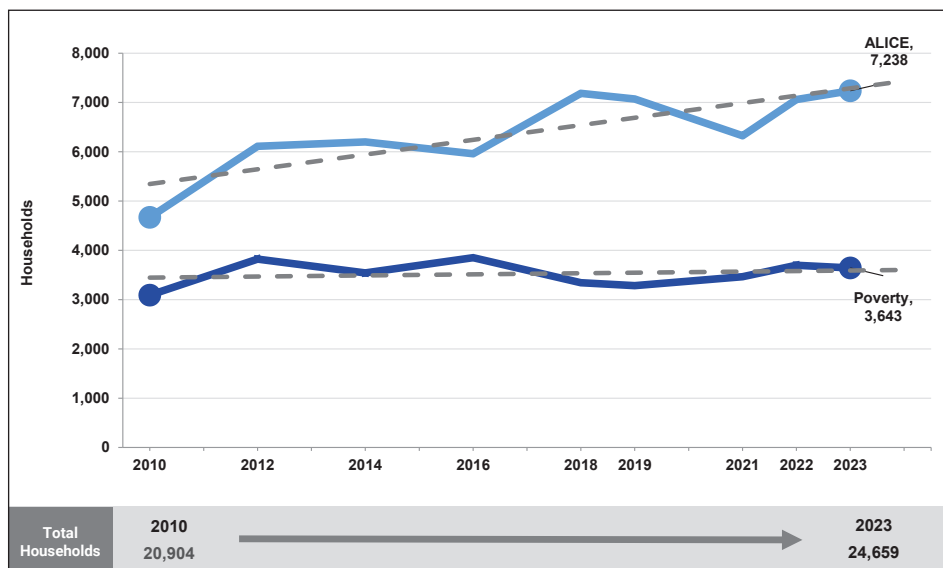
ALICE Households: 29% (state: 29%) • **Households in Poverty:** 15% (state: 13%)

Trends in Financial Hardship

ALICE is an acronym for **A**sset **L**imited, **I**ncome **C**onstrained, **E**mployed – households that earn more than the Federal Poverty Level, but less than the basic cost of living for the county (the ALICE Threshold). Households below the ALICE Threshold – ALICE households plus those in poverty – can't afford the essentials.

Households move below or above the ALICE Threshold as economic factors and circumstances change. The line graph to the right shows the number of ALICE and poverty-level households (solid blue lines), as well as the trend over time (dotted gray lines). **By 2023, 10,881 households (44%) were below the ALICE Threshold in Lee County.**

ALICE and Poverty-Level Households, Lee County, 2010–2023



Note: See an interactive version of this data at UnitedForALICE.org/North-Carolina

Sources: ALICE Threshold, 2010–2023; American Community Survey, 2010–2023

The Cost of Basics Outpaces Wages

The Household Survival Budget reflects the minimum cost to live and work in the current economy and includes housing, child care, food, transportation, health care, technology, and taxes. It does not include savings for emergencies or future goals like college or retirement. The Household Survival Budget is calculated at the county level and by household composition, as costs can vary greatly depending on location and household needs.

In 2023, household costs in Lee County were well above the Federal Poverty Level of \$14,580 for a single adult and \$30,000 for a family of four.

To see costs for different household compositions in Lee County, visit UnitedForALICE.org/Household-Budgets/North-Carolina

Household Survival Budget, Lee County, 2023

	Single Adult	2 Adults, 1 Infant, 1 Preschooler
Monthly Costs		
Housing	\$810	\$983
Child Care	–	\$1,238
Food	\$438	\$1,190
Transportation	\$408	\$935
Health Care	\$192	\$757
Technology	\$86	\$116
Miscellaneous	\$193	\$522
Taxes	\$312	\$553
Monthly Total	\$2,439	\$6,294
ANNUAL TOTAL	\$29,268	\$75,528
Hourly Wage*	\$14.63	\$37.76

**Full-time wage required to support this budget*

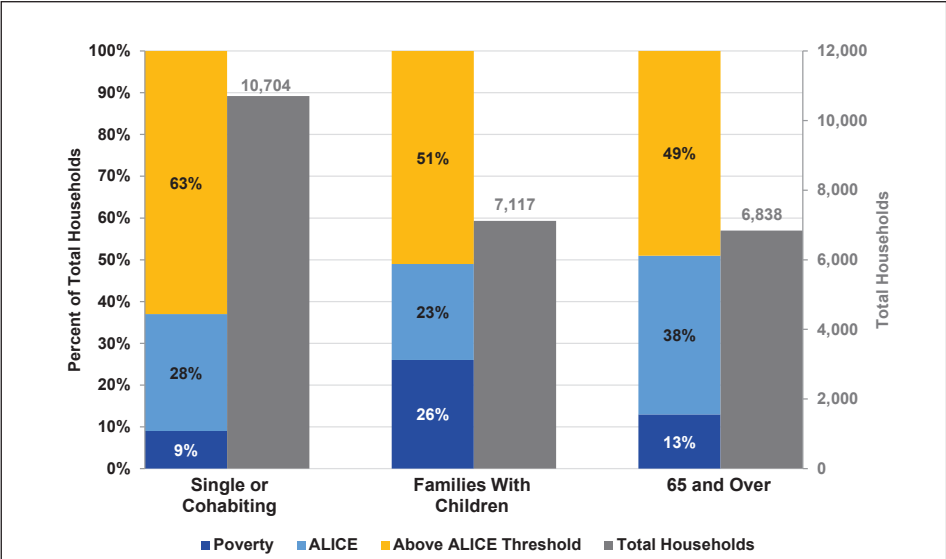
For ALICE Household Survival Budget sources, visit UnitedForALICE.org/Methodology

Financial Hardship is Not Evenly Distributed

The largest demographic groups in the county also tend to have the largest number of households below the ALICE Threshold. However, when looking at the percentage of each group that is below the Threshold, some groups face higher rates of hardship.

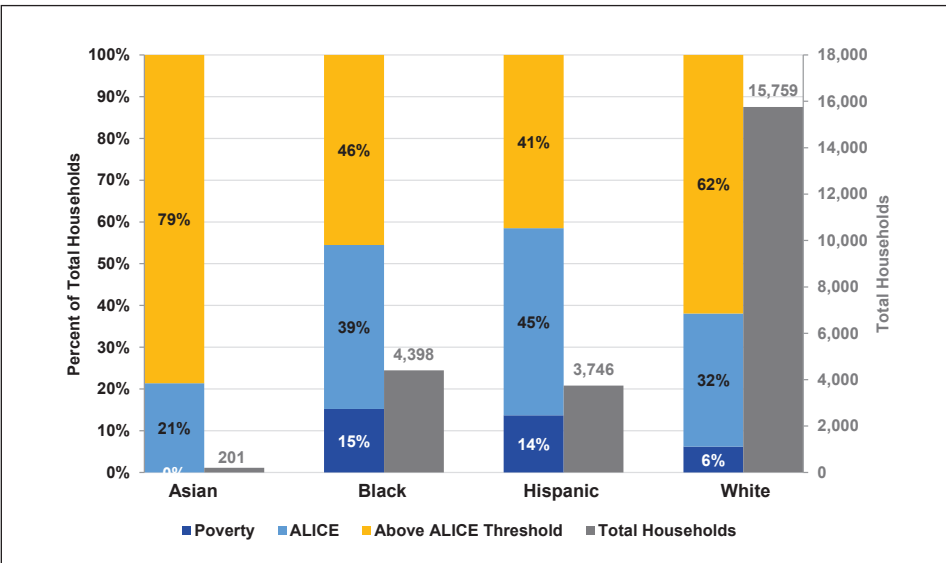
Explore more demographic data at UnitedForALICE.org/North-Carolina and visit UnitedForALICE.org/Mapping-Tool to see ALICE data for all available geographies.

Household Financial Status by Household Type, Lee County, 2023



Note: Families with children include married-parent, single-female-headed, and single-male-headed households.
Sources: ALICE Threshold, 2023; American Community Survey, 2023

Household Financial Status by Race/Ethnicity, Lee County, 2023



Note: Asian, Black, and White racial categories are for one race alone. Race and Hispanic ethnicity are overlapping categories. The Asian and Black groups may include Hispanic households; the White group includes only White, non-Hispanic households. The Hispanic ethnic group may include households of any race.
Sources: ALICE Threshold, 2023; American Community Survey, 2023

Lee County, 2023		
Town	Total Households	% ALICE & Poverty
Broadway town	646	45%
Sanford city	11,237	52%
Township 1	3,747	32%
Township 2	6,059	49%
Township 3	1,897	42%
Township 4	1,057	44%
Township 5	2,127	63%
Township 6	7,205	40%
Township 7	2,567	48%

Note: Municipal-level data on this page is 5-year averages for U.S. Census County Subdivisions, which include Census County Divisions (CCDs) and Places, which include Incorporated Places and Census Designated Places (CDPs). Data for counties with populations over 65,000 is 1-year estimates. Geographies with fewer than 100 households are not included. Therefore, totals will not match the county-level numbers.